



Greeting and Names Module 1

- 第一课 你好

第二课 认识您很高兴






1 Greeting and Name **Module (2 lessons and test review)**

Please save this <http://loyeeling.weebly.com> link as your favorite link. You will come here to find 2 lessons of each module note (e-text), test review sheets and do all practices of each module.

Our course homepage will let you find the description of assignments, due date of assignments, discussion topics, submit assignments, take each test, final exam and read feedback with grades.

Never submit assignments or take the test without studying well from the module note and test review sheets.



You will download the module note for your e-Textbook to study well before turning your assignments.

Please download/print out the module note and review sheets in <http://loyeeeling.weebly.com>

Chinese Courses

HOME 首页

CHINESE IA+IB

CHINESE IIA+IIB

CHINESE IIIA+IIIB

MORE...

Georgia Virtual School

Welcome to Chinese IAB, Chinese IA, Chinese IB, Chinese IIAB, Chinese IIA and Chinese IIB course here!

There are 15 modules in Chinese AB course.

M1GreetingNameNote

Recording of 2 lessons

Listening/speaking assignment

M1 greeting and name test review

1M1 test at <https://screencast-o-matic.com/watch/cqQfq4tw6J>

Check it out for "Recording"

1Greetings and Names

<https://goo.gl/W5m3nd>

<https://goo.gl/ngu843>



Where to find course content? See **example** below, click on Modules. Then click on number 1... work first module.

Fall 2020

Home

Announcements

Modules

Syllabus

Grades

People



Office 365

O365 Email

Chinese I - Ling

Please focus on assignments in modules.

Quick Links

Getting Started | Class

1 Greetings and Names

[Greetings and Names Lesson Pages 1 - 6](#)

"Nǐ hǎo everybody" Discussion
Multiple Due Dates | 100 pts

Greetings and Names Listening and Speaking
Multiple Due Dates | 100 pts

Contents ▾ | Next ▶ | 1 | 2 | 3 | 4 | 5 | 6

Please be careful to read all emails and check the announcements daily to know the course format.

You will skip last 2 pages of each module and take a glance for each page to know the description of assignments.

Avoid late penalty:
Please focus on assignments and watch the due date to turn work on time.

Chinese I

Chinese IA has 7 modules and Chinese IB has 8 modules. So, IAB will have has 15 modules.

There is 1 test each module.

No need to do last 2 pages.

Contents ▼ | Next ▶ | **1** | 2 | 3 | 4 | 5 | 6

Greetings and Names 第一单元

The correct way of greeting a person is very important in Chinese culture. "Ni hǎo 你好" (or "Nín hǎo 您好" is very respectful or more polite.), it is important to maintain eye contact during greetings. When greeting, a slight bow often accompanies the greeting. "Nü shì 女士" to identify an elder or person with high social status.

Essential Questions

- What is the difference between frequently used greetings and their meanings?
- How do you introduce yourself?
- How do you ask and tell names?
- How do you express and give response apologies?

Handouts



[Module Standards](#)

[Module Key Words](#)

[National Education](#)

[Technology Standards](#)



Where to find module notes of e-text, test review sheets and all practices?
Please visit at <http://loyeeling.weebly.com/> and save as your favorite link
for your study. Check home page and your level too.

Under Home page, please download
The following attachments for your study if you are not familiar with these
handouts.

Chinese Courses



Pinyin introduction and pinyin song at <https://www.youtube.com/watch?v=b9Ayvly-Dgs>



- Chinese course introduction at [screencast-o-matic.com/watch/cqViqn3eNP](https://www.screencast-o-matic.com/watch/cqViqn3eNP)
- Pinyin handouts at [chinese_pinyin_in_6_mins.pdf](#)
- Click link to learn Pinyin www.laits.utexas.edu/ppp/
- Chinese basic radicals at [radical-eng-chin_sharing.pdf](#)
- Character structure at [character_structure.pdf](#)
- Chinese number 1-100 at [1-100.pdf](#)
- Chinese stroke order at [chinese-writing-strokes.jpg](#)
- InputKing at [how_to_type_chinese_character_kinginput_in_your_computer.pptx](#)



林洛伊 By Loyee Ling

Cultural Reflection -

On page **3** under Module content.

Chinese in 10 minutes

at <https://youtu.be/2lqdV5EfByg>

Please write a reflection (**120-150** words) from the above link.

An example of a suitable video is also located in the sidebar and below. You will need to type your reflection **in English or Chinese**. You will click on Submission Assignment and type your reflection under **Text Entry** area.



You will see below on page 3 of module content :

Listening/Speaking Project



In this section, you will finish two audio projects. When you are speaking, you need teacher could evaluate your performance.

Project 1 -Speak Out Loud

Listen to the following sentences in English, and then articulate them in Chinese. There are to give your answer.



1. Nice to meet you!
2. Nice to meet you, too.
3. Hello, my name is Mike.
4. My family name is Lee.
5. Let me introduce, this is Mr. Jin.

Project 2 - Making dialogues with Lili Wang



In this project, Lili, a Chinese girl who is a freshman from Peking University, will practice C your voice.



Project 1 -Speak Out Loud – on page 3

Listen to the following sentences in English, and then articulate (**repeat**) them in Chinese. There are five sentences in total. After listening to each sentence, you will have 10 seconds to give your answer.

Q1 Nice to meet you!

认识您很高兴。

rèn shi nín hěn gāo xīng





Project 1 -Speak Out Loud

Q2 Nice to meet you, too.

认识您我也很高兴。

rèn shi nín wǒ yě hěn gāo xīng .





Project 1 -Speak Out Loud

Q3 Hello, my **name** is Mike.

There are 2 ways as below for this sentence.

A: 你好，我是麦克。

nǐ hǎo , wǒ shì mài kè .

B: 你好，我的**名字**叫麦克。

nǐ hǎo , wǒ dí míng zì jiào mài kè .





Project 1 -Speak Out Loud

Q4 My **family name** is Lee.

我**姓**李。

wǒ xìng lǐ 。





Project 1 -Speak Out Loud

Q5 Let me introduce, this is Mr. Jin.

让我来介绍一下，这位是金先生。

ràng wǒ lái jiè shào yī xià , zhè wèi shì jīn xiān shēng





Project 2 - Making dialogues with Lili Wang

In this project, Lili, a Chinese girl who is a freshman from Peking University, will practice Chinese dialogues with you. Now, you can talk to each other. Don't forget to record your voice.

Speaker :

你好，我叫王丽丽，

nǐ hǎo , wǒ jiào wáng lì lì - Hi, my name is Wang Li Li.

你叫什么名字

nǐ jiào shí me míng zì - What is your name?

认识您很高兴。

rèn shi nín hěn gāo xīng - Nice to meet you!





Your response should be :

你好，

nǐ hǎo - Hi

我的名字叫 last name + first name,

wǒ dí míng zì jiào , - My name is

认识您我也很高兴。

rèn shi nín wǒ yě hěn gāo xīng – Nice to meet you too.





Listening skill

Select the correct picture to match the sentences that you hear from the speaker.

A 我来介绍一下，这位是李先生，
这位是麦克，

(wo lai jie shao yi xia, zhe wei shi li xian sheng, zhe wei shi mai ke)

Let me introduce, this is Mr. Li, this is Mike.

B 认识您很高兴。

(ren shi nin hen gao xing)

Nice to meet you.



Listening skill

Select the correct picture to match the sentences that you hear from the speaker.

请问你是一年级的学生吗？

May I ask, are a freshman student?

(qing wen ni shi yi nian ji de xue sheng ma)

对，我是。 Yes, I am. ↓

(dui, wo shi)





Put the given words in the correct order to make a sentence.

1 叫 / 2 名字 / 3 你 / 4 什么

=> 你叫什么名字?

(ni jiao shen ming zi?)

What is your name?

你 you; 叫 to be called;
什么 what; 名字 name





Put the given words in the correct order to make a sentence.

1他/2 学生/3 这里/4 的 /5是 /6吗

=>他是这里的学生吗?

(ta shi zhe li de xue sheng ma)

Is he a student here?

In a real quiz, you may have a different pronoun.

Basic pronouns:我wo- I; 你ni-you; 他ta-he; 她ta-she

是is, are, to be, yes; 这里here;

的of / ~'s (possessive particle) ; 我的my; 你的your

学生student;

吗a question ending word





Put the given words in the correct order to make a sentence.

1是/2你/3学生/4年级/5一/6的

=>你是一年级的学生。

(ni shi yi nian ji de xue sheng)

You are a freshman student.

In a real quiz, you may have a different pronoun.

Basic pronouns:

我wo- I; 你ni-you;

他ta-he; 她ta-she





Please give the correct response to match the following questions.

请问您**贵姓**? =>我**姓李**。

(qing wen nin gui xing)

(wo xing li)

May I have your family name? My family name is Li.

认识您**很高兴**. =>认识您**我也很高兴**。

(ren shi nin hen gao xing)

(ren shi nin wo ye hen gao xing)

Nice to meet you.

Nice to meet you too.

你是**这里的**学生吗? =>**对**, 是一年级的学生。

(ni shi zhe li de xue sheng ma)

(dui, shi yi nian ji de xue sheng)

Are you a student here?

I am a freshman student here.

您是**王**老师吗? =>**不**, 我不是, **我姓金**。

(nin shi wang lao shi ma)

(bu, wo bu shi, wo xing jin)

Are you teacher Wang?

No, I am not, my last name is Jin.



Fill in the following blank.

他 叫 什么 名字 ？

(ta jiao shen me ming zi)

What is his name?


Pronoun + 叫 什么 名字 ？

Basic pronouns: 我 wo- I; 你 ni-you; 他 ta-he; 她 ta-she

Think about how do you say as below in Chinese?

What is your name?

What is her name?





Fill in the following blank.

请问您 **贵**姓？

(qing wen nin gui xing)

What is your honor family name?

(May I ask your honorable family name?)





Fill in the following blank.

你来_____一下。

=>你来介绍一下。

(ni lai jie shao yi xia)

Let you introduce.

Basic pronouns: 我wo- I; 你ni-you; 他ta-he; 她ta-she

Think about how to you say as below in Chinese?

Let me introduce.

Let mother introduce.

Family member: 爸爸ba ba-father; 妈妈ma ma-mother;

哥哥ge ge-older brother; 姐姐jie jie-old sister;

弟弟di di-younger brother; 妹妹mei mei-younger sister



Fill in the following blank.

她 ----- 广告公司的李美美。

=> 她**是**广告公司的李美美。


(ta shi guang gao gong si de li mei mei)

She is Li Mei Mei at advertising company.

Basic pronouns: **我wo- I; 你ni-you; 他ta-he; 她ta-she**

Think about how to you say as below in Chinese:

I am Li mei mei at advertising company.





Please identify the following sentence according to text.

True or False.

Judge the following statement according to the text.

琳达不是老师。 T/F

(linda bu shi lao shi) Linda is not a teacher.

The answer is **True**.

Back to text: in lesson 1

琳达：我也是一年级的学生。

(lin da: wo ye shi yi nian ji de xue sheng)

I am a freshman student too.

也是 also; as well.





Please identify the following sentence according to text.

True or False.

李美美是广告公司经理。 T/F

(li mei mei shi guang gao gong si jing li)

Li mei mei is a manager in advertising company.

The answer is **False**.

Back to text: in lesson 2

李美美：李先生您好，我来介绍一下，这位是我们公司的经理麦克先生。

lǐ měi měi : lǐ xiān shēng nín hǎo , wǒ lái jiè shào yí xià , zhè wèi shì wǒ men gōng sī de de jīng lǐ mài kè xiān sheng 。 Nice to meet you, Mr. Li. Let me introduce, this is Mike, the manager of our company.

Review 13

How to introduce yourself to people in the first time meeting?

Subject + 是 + Name

你好，我是王明。

nǐ hǎo, wǒ shì wáng míng.

Hello! I am Wand Ming.

是 is , to be;



In lesson 2 text, who is the manager of advertising company and who is the customer in the conversation.

There are 2 people working for advertising company.
They are 李美美(li mei mei) and 麦克(mike).

公司经理是麦克先生 – Mike is the manager of company
(gong si jing li shi mai ke xian sheng)

李先生是客户 - Mr Li is the customer
(li xian sheng shi ke hu)





Put the following given words in the correct order to make sentence meaningful.

我 / 高兴 / 认识 / 也 / 您 / 很

=> 认识您我也很高兴!

(ren shi nin wo ye hen gao xing)

Nice to meet you too. (I am glad to meet you too.)

认识 to know; 您 you, respectful way;

我 I; 也 too, also; 很 very; 高兴 happy, glad





Which picture shall be Mike's company?

麦克先生的公司是

(mai ke xian sheng de gong si shi)



Noun and Pronoun as Subject in the sentence

Singular pronoun

•我 = I

•wǒ

•你 = you

•nǐ

•他 = he

•tā

•她 = she

•tā

•它 = it

•tā

Plural pronoun

•我们 = we

•wǒ men

•你们 = you (all)

•nǐ men

•他们 = they

•tā men

•她们 = they (all female)

•tā men

Family members

爷 爷 奶 奶

yé yé nǎi nǎi

grandpa grandma

(grandparents from dad's side)

•爸 爸 = dad

•bà ba

•哥 哥 = elder brother

•gē ge

•弟 弟 = younger brother

•dì di

姥 爷 姥 姥

lǎo yé lǎo lao

grandpa grandma

(grandparents from mom's side)

•妈 妈 = mom

•mā ma

•姐 姐 = elder sister

•jiě jie

•妹 妹 = younger sister

•mèi mei